






ICM Research interviewed a random sample of 1,202 adults aged 18+ by telephone on 1-2 November 1996. Interviews were conducted across the country and the results have been weighted to the profile of all adults.

Q1. General Election turnout.	
10 - Absolutely certain to vote	60%
9	5%
8	8%
7	4%
6	2%
5	9%
4	1%
3	1%
2	1%
1 - Certain not to vote	9%
Don't know	1%

Q2. Westminster Voting Intention. Adjusted. Base: All expressing an intention to vote.	
 Conservatives	34%
 Labour	47%
 Liberal Democrats	15%
 Other	4%
 LEAD	-13%%

Q3. Which party do you think has the best policies for dealing with the economy?	
Conservative	28%
Labour	34%
Liberal Democrats	5%
Others	1%
None of them	15%
Don't know	16%

Q4. Do you support or oppose corporal punishment of children and young people in the following situations?	
By parents on their own children?	
Strongly support	50%

Slightly support	31%
Slightly oppose	9%
Strongly oppose	9%
Don't know	2%
By child cares/nannies/other relatives	
Strongly support	19%
Slightly support	26%
Slightly oppose	18%
Strongly oppose	34%
Don't know	3%
By class teachers on pupils	
Strongly support	40%
Slightly support	27%
Slightly oppose	11%
Strongly oppose	20%
Don't know	3%
By head teachers on pupils	
Strongly support	47%
Slightly support	24%
Slightly oppose	9%
Strongly oppose	18%
Don't know	2%
By the courts following a criminal conviction	
Strongly support	55%
Slightly support	15%
Slightly oppose	9%
Strongly oppose	17%
Don't know	4%
By officers in the armed services on servicemen	
Strongly support	19%
Slightly support	17%
Slightly oppose	17%
Strongly oppose	40%
Don't know	7%
Q5. Which of the following do you think demonstrate the moral values which you would wish to see everyone try and follow?	
Your own parents	88%
Most parents	79%
Doctors	78%
Teachers	78%
Police officers	76%
Judges	66%
The armed services	60%

Leaders of the Church of England	54%
Lawyers	51%
Other religious leaders	50%
Sports personalities	46%
Business leaders	41%
Trade Union leaders	37%
Members of the Royal Family	31%
MP's	30%
The advertising industry	30%
Film and TV personalities	28%
Journalists	27%
Pop stars	20%
Don't know	2%